



Review of recent developments in euro money markets

Market reaction to ECB GC meetings in Dec and Feb, expectations for March and pass-through of interest rate hikes

**ECB Money Market Contact Group
2nd March 2023**

Review of recent developments in euro money markets

1 Market reaction to the ECB Governing Council meetings on 15 December, 2 February

2 Market expectations for the 16 March ECB meeting

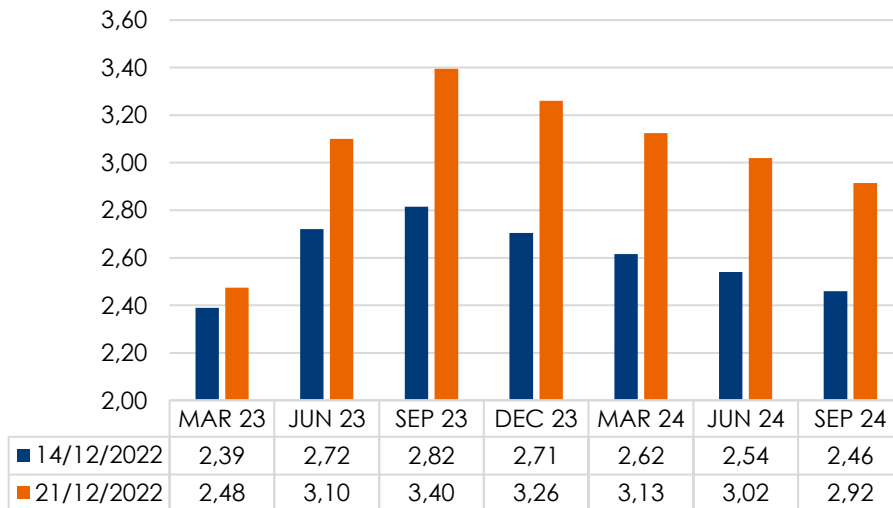
3 Pass-through of interest rate hikes since the last MMCG meeting on 5 December

Market reaction to the ECB Governing Council meetings on 15 December 2022

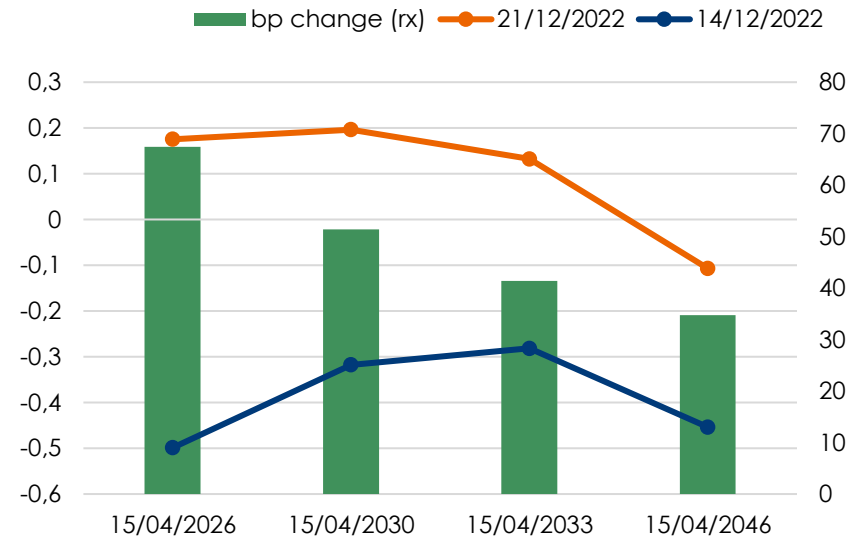
Monetary policy decisions:

- **The ECB raised rates by 50bps**, but at the same time signaled that markets are not adequately discounting the potential for official rate hikes in the coming months.
- The tightening of monetary policy will soon also be reinforced by **the announcement of a reduction of the APP portfolio**: from March, maturity reinvestments will be reduced by an average of EUR 15 billion per month. This pace will be maintained until June and could be confirmed or changed thereafter.

1M ESTR futures
(1 day before meeting and 7 days after, %)



BUNDei real yields
(1 day before meeting and 7 days after, %)



Source: Bloomberg, Intesa Sanpaolo

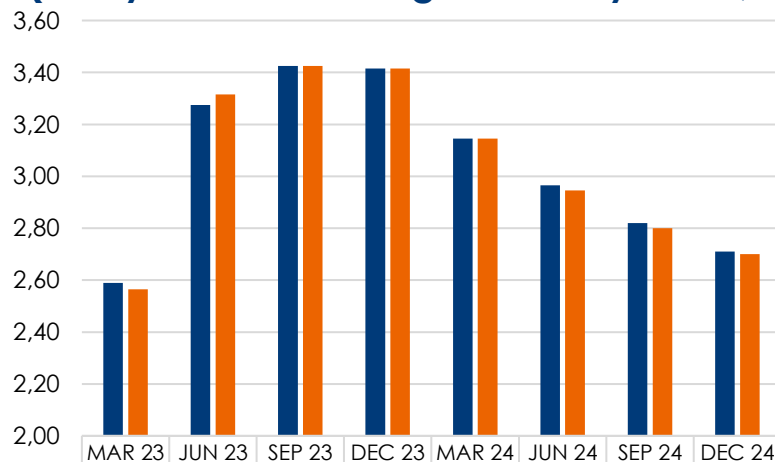
Market reaction to the ECB Governing Council meetings on 2 February 2023

Monetary policy decisions:

- The ECB raised the official rates by **50bps**, bringing the deposit rate (DFR), the MRO rate and the MLF rate to 2.50 %, 3.0 % and 3.25 % respectively.
- The **guidance becomes precise**: the ECB “intends to raise interest rates by another 50 basis points at its next monetary policy meeting in March”.
- **As for the reduction of the APP portfolio, the remaining reinvestment amounts will be allocated proportionally to the share of redemptions** across each constituent of the APP and, under the PSPP, to the share of redemptions of each jurisdiction and across national and supras issuers. Under the CSPP, there will be a rotation of the portfolio aimed at favoring issuers with better climatic performance.

1M ESTR futures

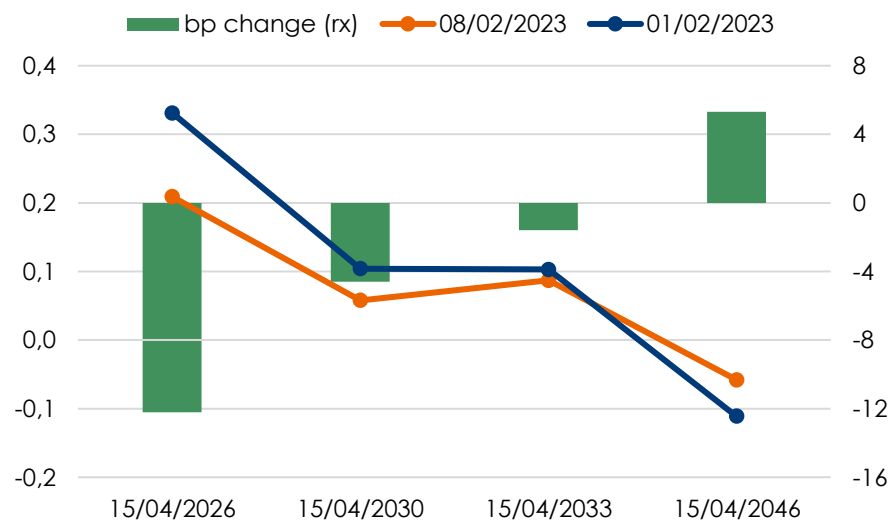
(1 day before meeting and 7 days after, %)



■ 01/02/2023	2,59	3,28	3,43	3,42	3,15	2,97	2,82	2,71
■ 08/02/2023	2,57	3,32	3,43	3,42	3,15	2,95	2,80	2,70

BUNDei real yields

(1 day before meeting and 7 days after, %)



Review of recent developments in euro money markets

1 Market reaction to the ECB Governing Council meetings on 15 December, 2 February

2 Market expectations for the 16 March ECB meeting

3 Pass-through of interest rate hikes since the last MMCG meeting on 5 December

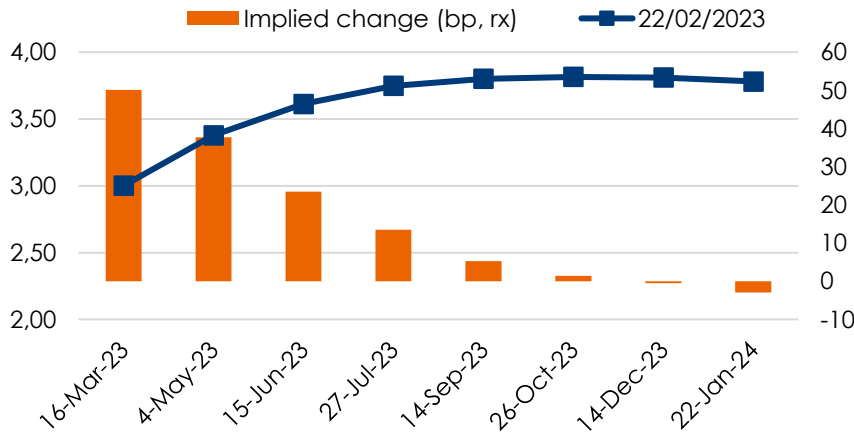
Markets see ECB extending the rate hiking phase for longer than previously expected

- Market projects peak in policy rates to be reached in 3Q23 at 3.75%.
- Money market rates continue to discount a first rate cut by the ECB at the beginning of 2024, as the inflation is expected to be close to 2.5% (right chart).
- As the the calendar spread between Dec'24 an Jun'23 shows, the market reduced the extent of the monetary easing in the medium-term.

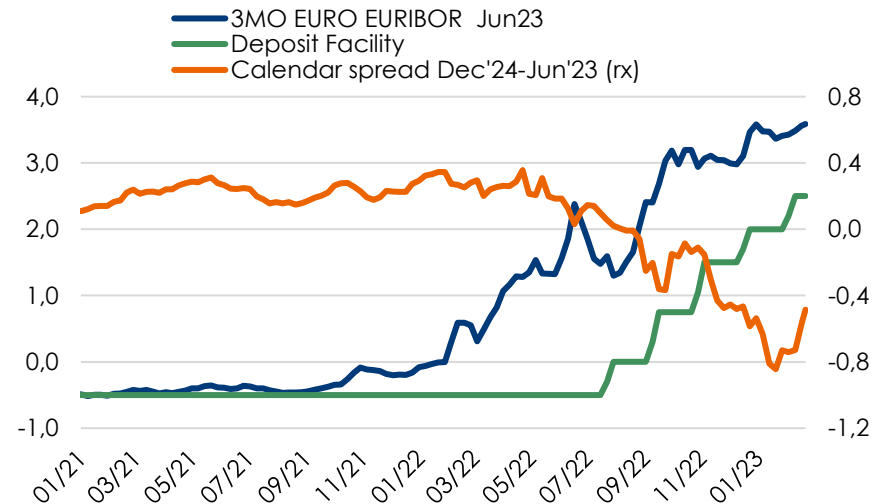
1Y EUR ZC inflation swap (%)



ECB Depo rate implied in ESTR OIS (%)



3M Euribor future (%)



Source: Bloomberg, Intesa Sanpaolo

Review of recent developments in euro money markets

1 Market reaction to the ECB Governing Council meetings on 15 December, 2 February

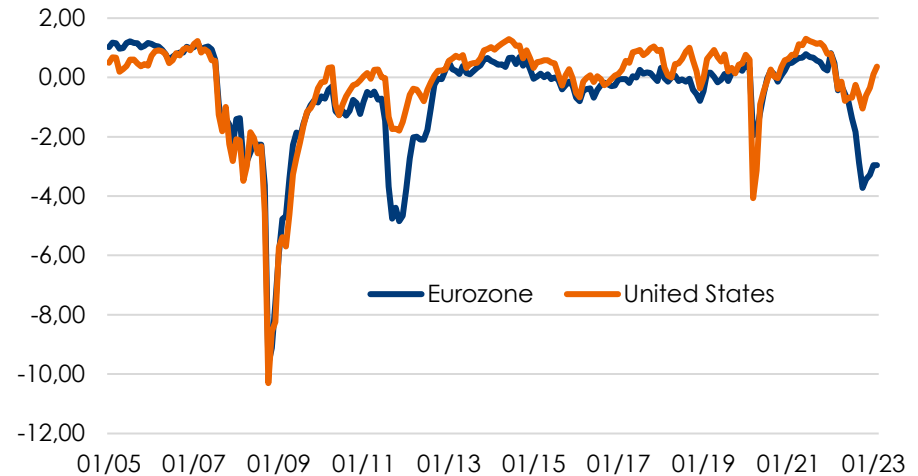
2 Market expectations for the 16 March ECB meeting

3 **Pass-through of interest rate hikes since the last MMCG meeting on 5 December**

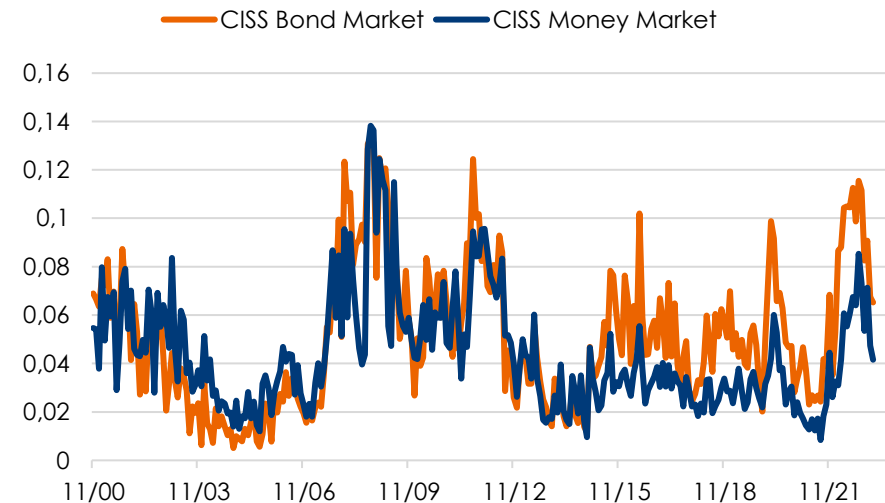
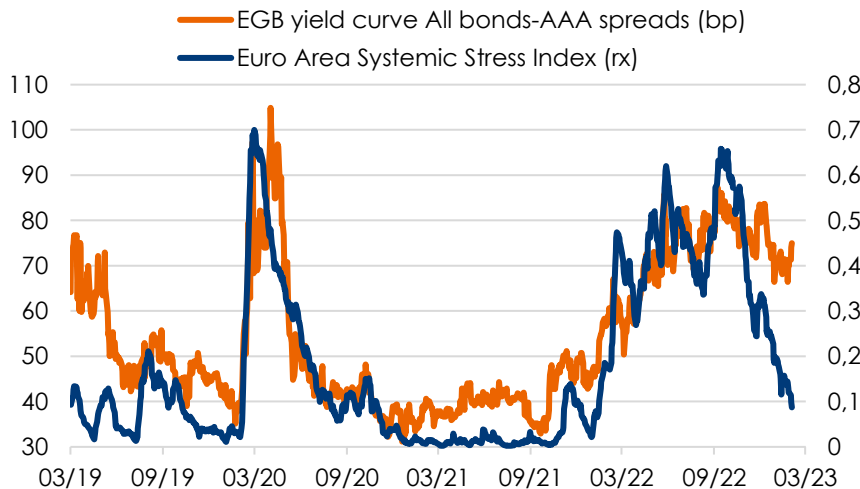
Market stress is receding, financial conditions are just started to tighten

- The start of the phase of monetary tightening has led to a reduction in the level of 'stress' in the financial market.
- Issuer risk on European government bonds has been reduced, while remaining at historically high levels.
- Eurozone financial conditions are still in expansionary territory.

Bloomberg Financial Condition Index



ECB Stress Index & EGB credit spread (%)

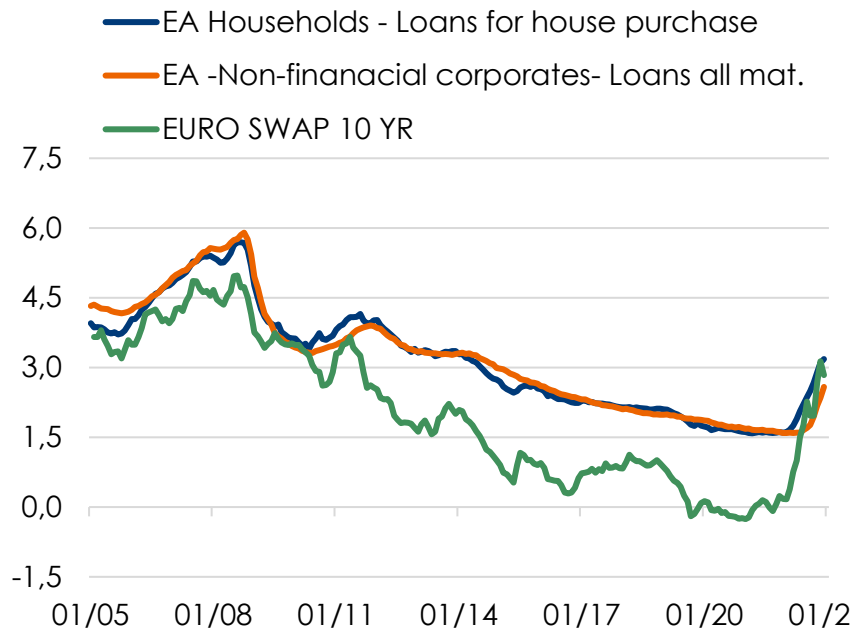


Source: Bloomberg, Intesa Sanpaolo

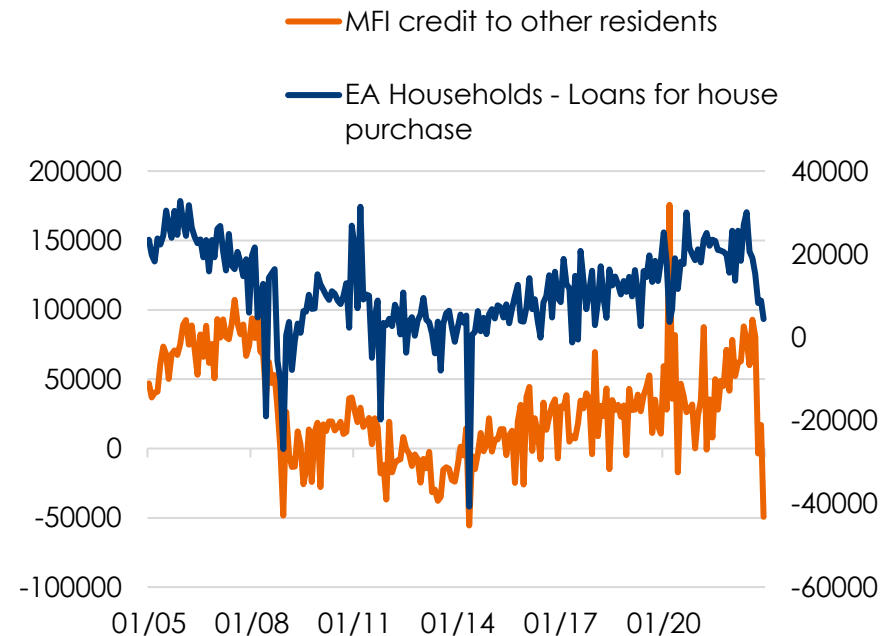
The credit dynamic has slowed notably due to the monetary tightening

- The average cost of financing has returned to levels in line with a decade ago, in nominal terms.
- New loans flows addressed to businesses have slowed, and loans to households are also slowing.

EA - Interest rates on loans (%)



EA -New loans flow



Source: ECB, Bloomberg, Intesa Sanpaolo

Important Information

Analyst Certification

The financial analysts who prepared this report, and whose names and roles appear on the first page, certify that:

- (1) The views expressed on companies mentioned herein accurately reflect independent, fair and balanced personal views;
- (2) No direct or indirect compensation has been or will be received in exchange for any views expressed.

Specific disclosures

The analysts who prepared this report do not receive bonuses, salaries, or any other form of compensation that is based upon specific investment banking transactions.

Important Disclosures

This research has been prepared by Intesa Sanpaolo S.p.A. and distributed by Intesa Sanpaolo SpA-London Branch (a member of the London Stock Exchange) and Intesa Sanpaolo IMI Securities Corp (a member of the NYSE and FINRA). Intesa Sanpaolo S.p.A. accepts full responsibility for the contents of this report. Please also note that Intesa Sanpaolo S.p.A. reserves the right to issue this document to its own clients. Intesa Sanpaolo S.p.A. is authorised by the Banca d'Italia and is regulated by the FCA in the conduct of designated investment business in the UK and by the SEC for the conduct of US business.

Opinions and estimates in this research are as at the date of this material and are subject to change without notice to the recipient. Information and opinions have been obtained from sources believed to be reliable, but no representation or warranty is made as to their accuracy or correctness.

Past performance is not a guarantee of future results.

The investments and strategies discussed in this research may not be suitable for all investors. If you are in any doubt you should consult your investment advisor.

This report has been prepared solely for information purposes and is not intended as an offer or solicitation with respect to the purchase or sale of any financial products. It should not be regarded as a substitute for the exercise of the recipient's own judgement.

No Intesa Sanpaolo S.p.A. entity accepts any liability whatsoever for any direct, consequential or indirect loss arising from any use of material contained in this report.

This document may only be reproduced or published with the name of Intesa Sanpaolo S.p.A..

This document has been prepared and issued for, and thereof is intended for use by, MiFID II eligible counterparties/professional clients (other than elective professional clients) or otherwise by market professionals or institutional investors only, who are financially sophisticated and capable of evaluating investment risks independently, both in general and with regard to particular transactions and investment strategies.

Therefore, such materials may not be suitable for all investors and recipients are urged to seek the advice of their independent financial advisor for any necessary explanation of the contents thereof.

Person and residents in the UK: This document is not for distribution in the United Kingdom to persons who would be defined as private customers under rules of the FCA.

US persons: This document is intended for distribution in the United States only to Major US Institutional Investors as defined in SEC Rule 15a-6. US Customers wishing to effect a transaction should do so only by contacting a representative at Intesa Sanpaolo IMI Securities Corp. in the US (see contact details below).

Intesa Sanpaolo S.p.A. issues and circulates research to Major Institutional Investors in the USA only through Intesa Sanpaolo IMI Securities Corp., 1 William Street, New York, NY 10004, USA, Tel: (1) 212 326 1199.

Inducements in relation to research

Pursuant to the provisions of Delegated Directive (EU) 2017/593, this document can be qualified as an acceptable minor non-monetary benefit as it is:

- macro-economic analysis or Fixed Income, Currencies and Commodities material made openly available to the general public on the Bank's website - Q&A on Investor Protection topics - ESMA 35-43-349, Question 8 & 9.

Method of distribution

This document is for the exclusive use of the recipient with whom it is shared by Intesa Sanpaolo and may not be reproduced, redistributed, directly or indirectly, to third parties or published, in whole or in part, for any reason, without prior consent expressed by Intesa Sanpaolo.

The copyright and all other intellectual property rights on the data, information, opinions and assessments referred to in this information document are the exclusive domain of the Intesa Sanpaolo banking group, unless otherwise indicated. Such data, information, opinions and assessments cannot be the subject of further distribution or reproduction in any form and using any technique, even partially, except with express written consent by Intesa Sanpaolo.

Persons who receive this document are obliged to comply with the above indications.

Valuation Methodology

Trading Ideas are based on the market's expectations, investors' positioning and technical, quantitative or qualitative aspects. They take into account the key macro and market events and to what extent they have already been discounted in yields and/or market spreads. They are also based on events which are expected to affect the market trend in terms of yields and/or spreads in the short-medium term. The Trading Ideas may refer to both cash and derivative instruments and indicate a precise target or yield range or a yield spread between different market curves or different maturities on the same curve. The relative valuations may be in terms of yield, asset swap spreads or benchmark spreads.

Coverage Policy And Frequency Of Research Reports

Intesa Sanpaolo S.p.A. trading ideas are made in both a very short time horizon (the current day or subsequent days) or in a horizon ranging from one week to three months, in conjunction with any exceptional event that affects the issuer's operations.

Disclosure of potential conflicts of interest

Intesa Sanpaolo S.p.A. and the other companies belonging to the Intesa Sanpaolo Banking Group (jointly also the "Intesa Sanpaolo Banking Group") have adopted written guidelines "Organisational, management and control model" pursuant to Legislative Decree 8 June, 2001 no. 231 (available at the Intesa Sanpaolo website, webpage <https://group.intesasanpaolo.com/en/governance/leg-decree-231-2001>) setting forth practices and procedures, in accordance with applicable regulations by the competent Italian authorities and best international practice, including those known as Information Barriers, to restrict the flow of information, namely inside and/or confidential information, to prevent the misuse of such information and to prevent any conflicts of interest arising from the many activities of the Intesa Sanpaolo Banking Group which may adversely affect the interests of the customer in accordance with current regulations.

In particular, the description of the measures taken to manage interest and conflicts of interest – related to Articles 5 and 6 of the Commission Delegated Regulation (EU) 2016/958 of 9 March 2016 supplementing Regulation (EU) No. 596/2014 of the European Parliament and of the Council with regard to regulatory technical standards for the technical arrangements for objective presentation of investment recommendations or other information recommending or suggesting an investment strategy and for disclosure of particular interests or indications of conflicts of interest as subsequently amended and supplemented, the FINRA Rule 2241, as well as the FCA Conduct of Business Sourcebook rules COBS 12.4 - between the Intesa Sanpaolo Banking Group and issuers of financial instruments, and their group companies, and referred to in research products produced by analysts at Intesa Sanpaolo S.p.A. is available in the "Rules for Research " and in the extract of the "Corporate model on the management of inside information and conflicts of interest" published on the website of Intesa Sanpaolo S.p.A., webpage <https://group.intesasanpaolo.com/en/research/RegulatoryDisclosures>. This documentation is available to the recipient of this research upon making a written request to the Compliance Department, Intesa Sanpaolo S.p.A., Via Hoepli, 10 – 20121 Milan – Italy.

Furthermore, in accordance with the aforesaid regulations, the disclosures of the Intesa Sanpaolo Banking Group's interests and conflicts of interest are available through webpage <https://group.intesasanpaolo.com/en/research/RegulatoryDisclosures/archive-of-intesa-sanpaolo-group-s-conflicts-of-interest>. The conflicts of interest published on the internet site are updated to at least the day before the publishing date of this report.

We highlight that disclosures are also available to the recipient of this report upon making a written request to Intesa Sanpaolo S.p.A. – Macroeconomic and Fixed Income Research, Via Romagnosi, 5 - 20121 Milan - Italy.

Intesa Sanpaolo Spa acts as market maker in the wholesale markets for the government securities of the main European countries and also acts as Government Bond Specialist, or in comparable roles, for the government securities issued by the Republic of Italy, by the Federal Republic of Germany, by the Hellenic Republic, by the European Stability Mechanism and by the European Financial Stability Facility.

Report prepared by:

Fixed Income Strategist Research Department

Intesa Sanpaolo SpA